

DPP Projects Report

March 2024



LOCATED PROJECTS SUMMARY

Through March 2024, DPP has successfully supported 67 projects in Delaware, including companies new to Delaware and expansions at existing Delaware companies.

Year	Located Projects	Planned New Jobs	Planned Retained Jobs	Planned Capital Investment
2018	10	773	1,070	\$82,385,000
2019	7	474	69	\$209,000,000
2020	10	1,668	-	\$428,700,000
2021	18	1,984	916	\$671,611,236
2022	11	735	288	\$125,650,820
2023	10	616	135	\$264,366,625
2024	1	25	22	\$12,600,000
TOTAL	67	6,275	2,500	\$1,794,313,681

LOCATED PROJECTS DETAIL, PAST 12 MONTHS

Located projects are announced expansions or relocations to Delaware supported by DPP


Company	Date	Sector	New Jobs	Retained Jobs	Capital Investment
FFI Ionix	February 2024	Science & Technology	25	22	\$12,600,000
High Tech Machine Co (MISI)	December 2023	Manufacturing & Logistics	-	-	\$1,096,625
Novo	December 2023	Business & Financial Services	12	-	-
Compact Membrane Systems	October 2023	Science & Technology	19	21	\$6,000,000
RiKarbon	October 2023	Science & Technology	25	5	\$5,000,000
Accredo Specialty Pharmacy	September 2023	Science & Technology	132	87	\$89,262,000
Etailflow	September 2023	Science & Technology	45	-	\$650,000
Agile Cold Storage	August 2023	Manufacturing & Logistics	130	-	\$135,000,000
Agilent Technologies	June 2023	Science & Technology	6	-	\$21,608,000
BlindSight Delaware	June 2023	Business & Financial Services	227	-	\$900,000
Fishers-Popcorn	April 2023	Food & Agriculture	20	22	\$4,850,000

MONTHLY SUMMARY | DPP ACTIVE PROJECTS & MONTHLY FLOW

JOBS & INVESTMENT | DPP ACTIVE PROJECTS



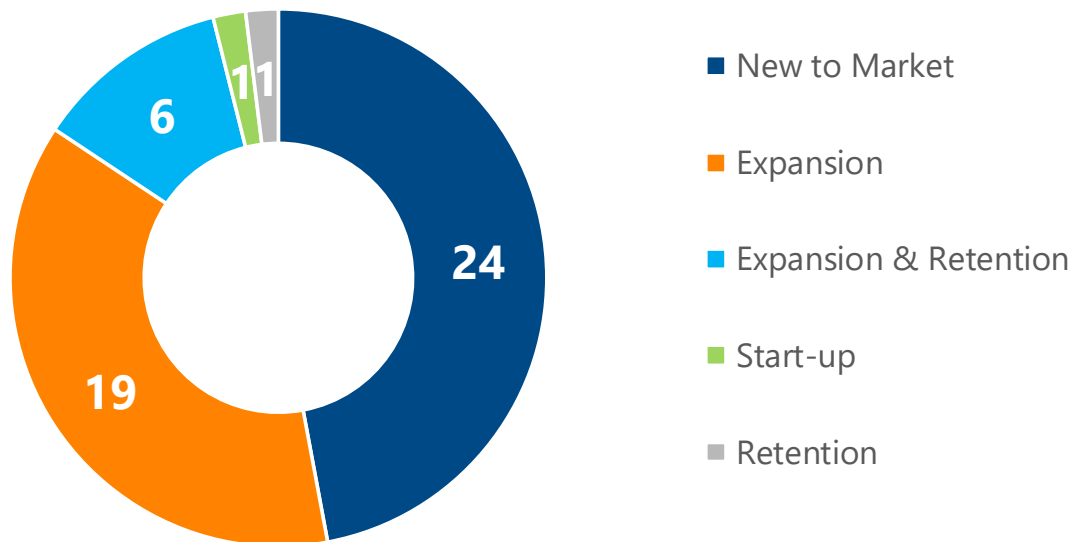
MONTHLY PROJECT FLOW



Source: Delaware Prosperity Partnership

*Note: Data as of March 31, 2024. Located projects are announced expansions or relocations to Delaware supported by DPP. Closed projects are projects for which DPP has lost contact with the company; the company is no longer seeking to expand or relocate; or the company has chosen a location outside of Delaware for its expansion or relocation. Re-opened projects are projects that had previously been closed, but the company has since re-engaged with DPP.

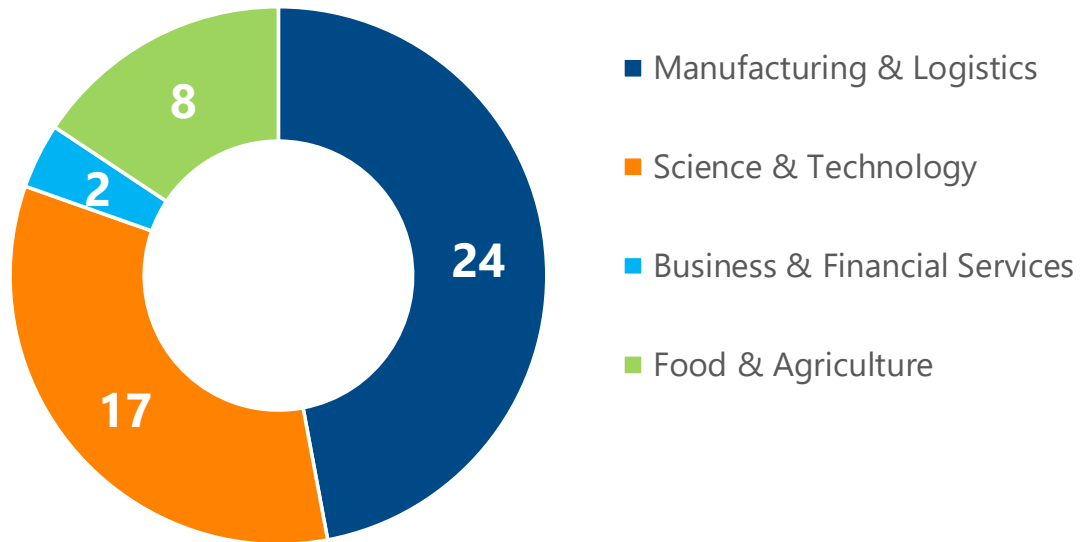
MARKET PRESENCE | DPP ACTIVE PROJECTS



Source: Delaware Prosperity Partnership

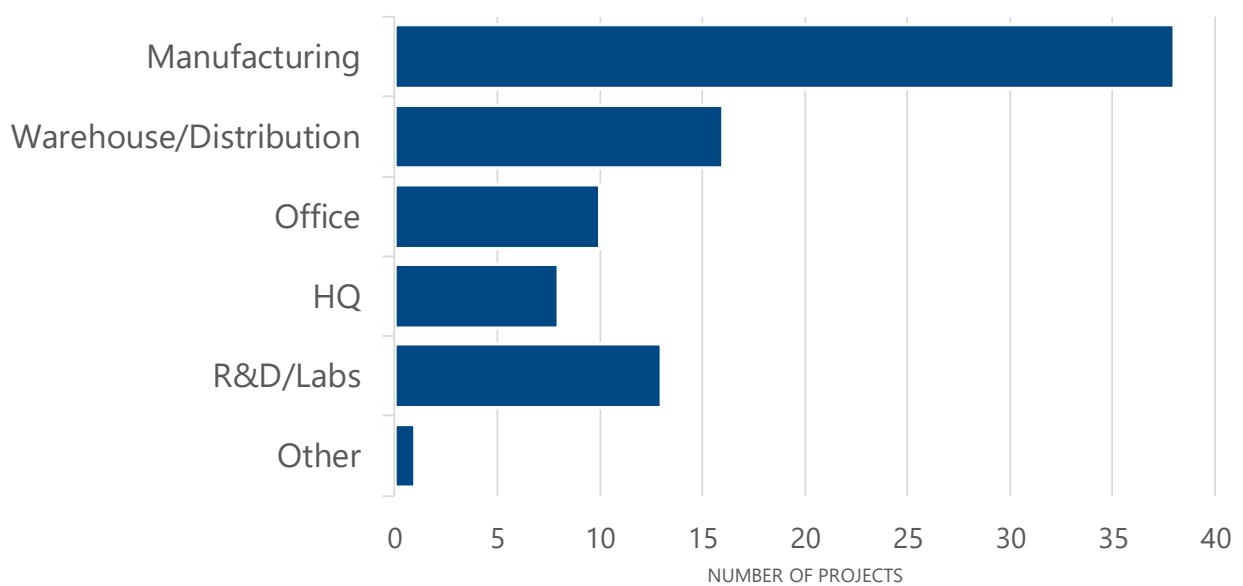
Note: Data as of March 31, 2024

SECTOR | DPP ACTIVE PROJECTS



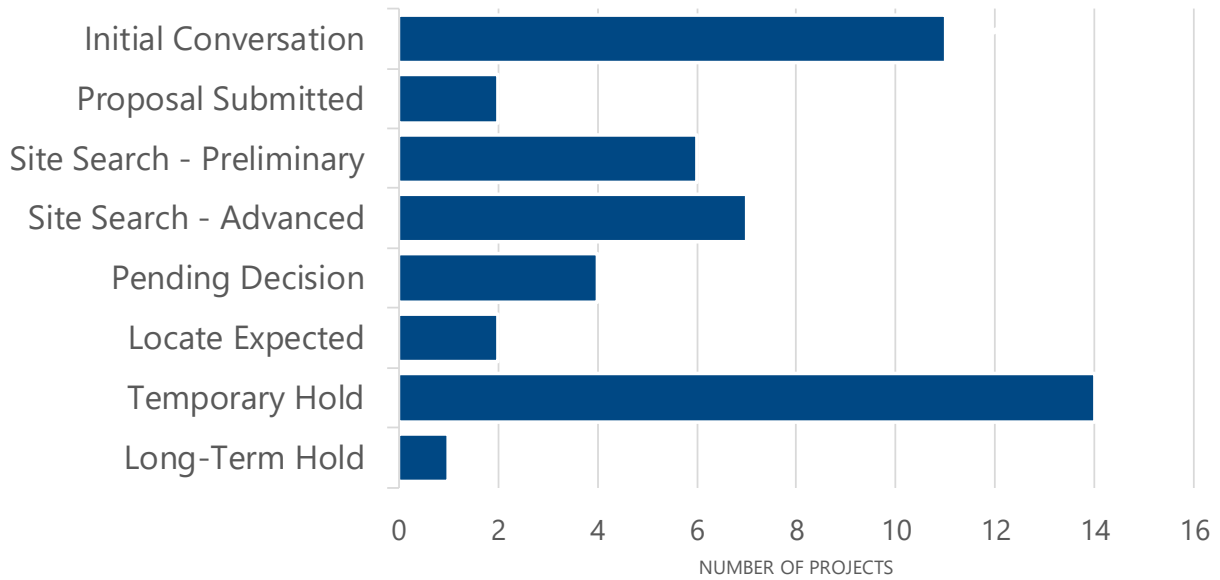
Source: Delaware Prosperity Partnership
Note: Data as of March 31, 2024

FACILITY TYPE | DPP ACTIVE PROJECTS



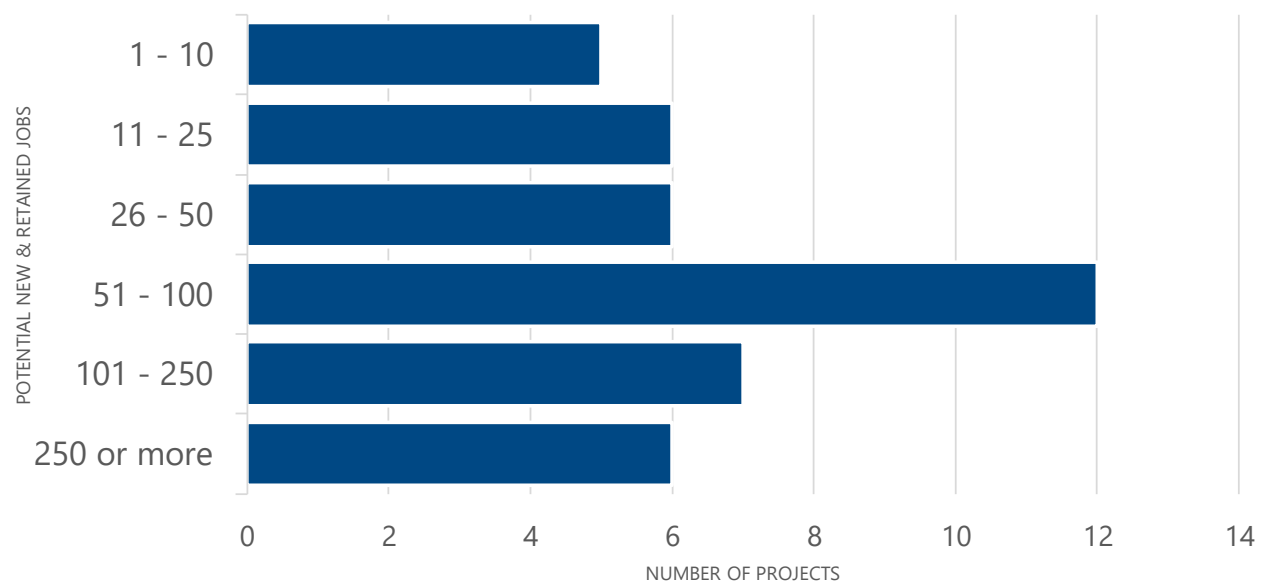
Source: Delaware Prosperity Partnership
Note: Data as of March 31, 2024. Projects can include more than one facility type.

PROJECT STAGE | DPP ACTIVE PROJECTS



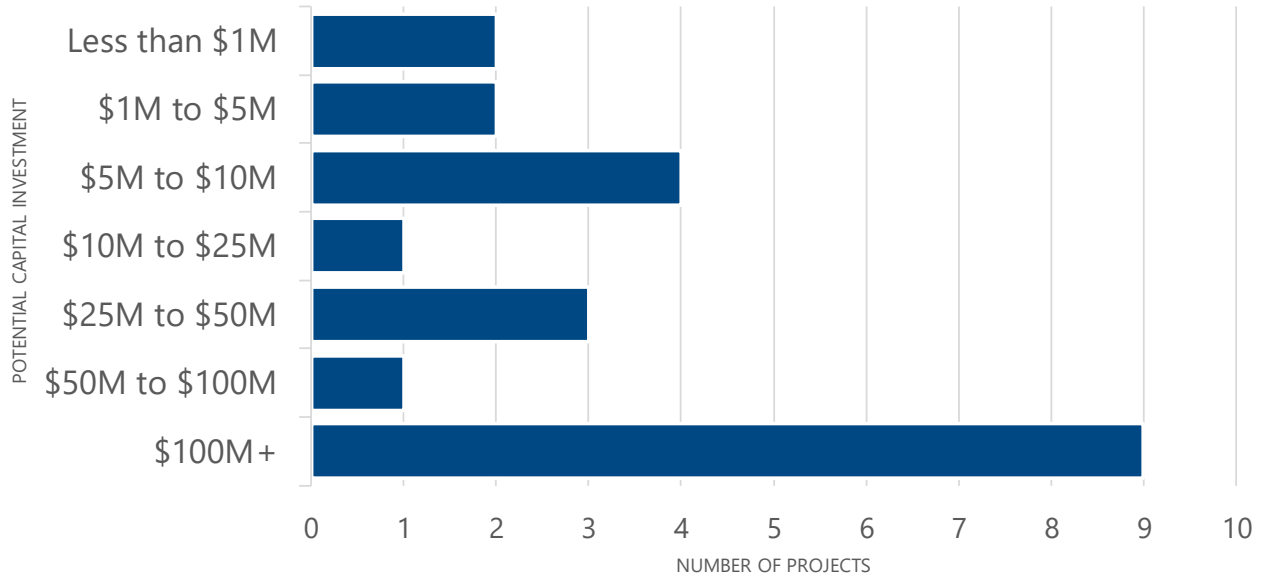
Source: Delaware Prosperity Partnership
Note: Data as of March 31, 2024

POTENTIAL JOBS | DPP ACTIVE PROJECTS



Source: Delaware Prosperity Partnership
Note: Data as of March 31, 2024. Only includes projects for which there are job estimates.

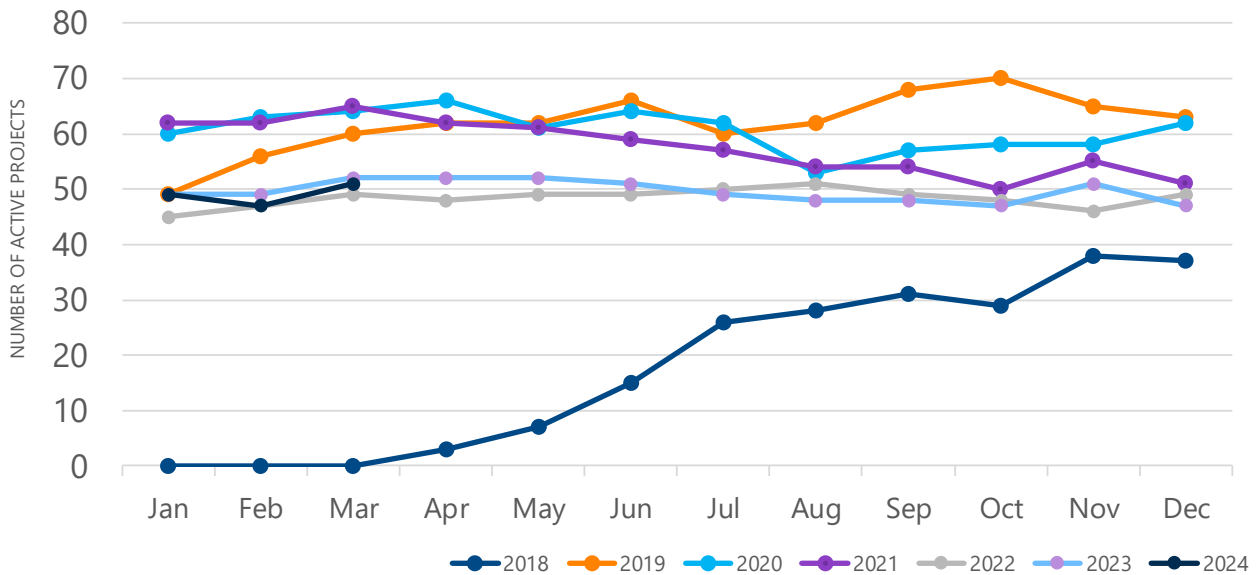
POTENTIAL CAPITAL INVESTMENT | DPP ACTIVE PROJECTS



Source: Delaware Prosperity Partnership

Note: Data as of March 31, 2024. Only includes projects for which there are capital investment estimates.

ACTIVE PROJECTS BY MONTH



Source: Delaware Prosperity Partnership

Note: Data as of March 31, 2024.