

LOCATED PROJECTS SUMMARY

Through December 2023, DPP has successfully supported 66 projects in Delaware, including companies new to Delaware and expansions at existing Delaware companies.

Year	Located Projects	Planned New Jobs	Planned Retained Jobs	Planned Capital Investment
2018	10	773	1,070	\$82,385,000
2019	7	474	69	\$209,000,000
2020	10	1,668	-	\$428,700,000
2021	18	1,984	916	\$671,611,236
2022	11	735	288	\$125,650,820
2023	10	616	152	\$264,366,625
TOTAL	66	6,250	2,495	\$1,781,713,681

Source: Delaware Prosperity Partnership

LOCATED PROJECTS DETAIL, PAST 12 MONTHS

Located projects are announced expansions or relocations to Delaware supported by DPP

Company	Date	Sector	New Jobs	Retained Jobs	Capital Investment
High Tech Machine Co (MISI)	December 2023	Manufacturing & Logistics	-	17	\$1,096,625
Novo	December 2023	Business & Financial Services	12	-	-
Compact Membrane Systems	October 2023	Science & Technology	19	21	\$6,000,000
RiKarbon	October 2023	Science & Technology	25	5	\$5,000,000
Accredo Specialty Pharmacy	September 2023	Science & Technology	132	87	\$89,262,000
Etailflow	September 2023	Science & Technology	45	-	\$650,000
Agile Cold Storage	August 2023	Manufacturing & Logistics	130	-	\$135,000,000
Agilent Technologies	June 2023	Science & Technology	6	-	\$21,608,000
BlindSight Delaware	June 2023	Business & Financial Services	227	-	\$900,000
Fishers-Popcorn	April 2023	Food & Agriculture	20	22	\$4,850,000
City National Bank	December 2022	Business & Financial Services	250	53	\$9,006,000
CP Cases Inc.	December 2022	Manufacturing & Logistics	25	-	\$790,000

MONTHLY SUMMARY | DPP ACTIVE PROJECTS & MONTHLY FLOW

JOBS & INVESTMENT | DPP ACTIVE PROJECTS

47	5,515	596	6,111	\$2.67B
Active Projects	Potential New Jobs	Potential Retained Jobs	Potential New & Retained Jobs	Potential Capital Investment

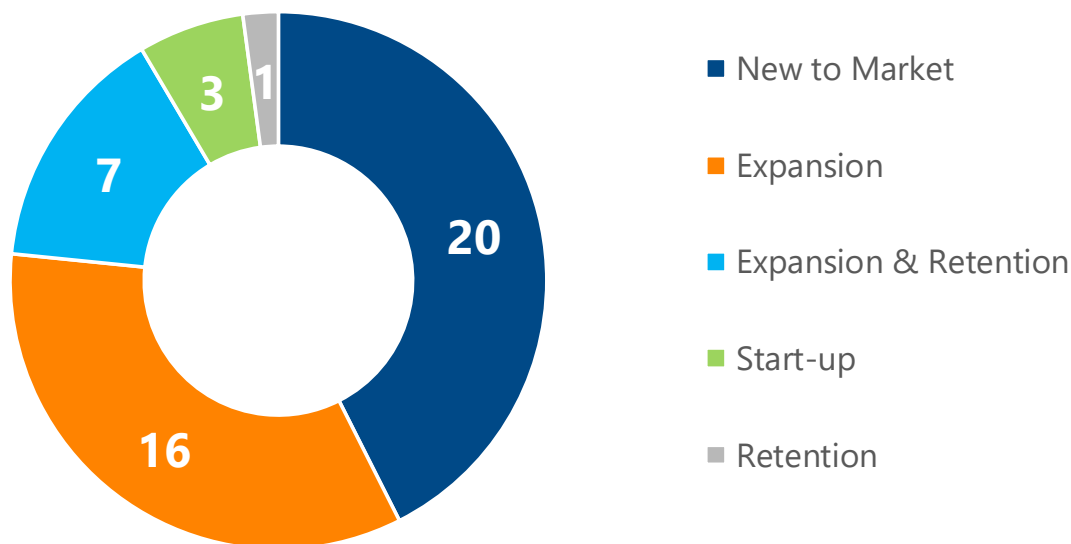
MONTHLY PROJECT FLOW

4	0	1	2
New Projects	Re-opened Projects*	Closed Projects*	Located Projects*

Source: Delaware Prosperity Partnership

*Note: Data as of December 31, 2023. Located projects are announced expansions or relocations to Delaware supported by DPP. Closed projects are projects for which DPP has lost contact with the company; the company is no longer seeking to expand or relocate; or the company has chosen a location outside of Delaware for its expansion or relocation. Re-opened projects are projects that had previously been closed, but the company has since re-engaged with DPP.

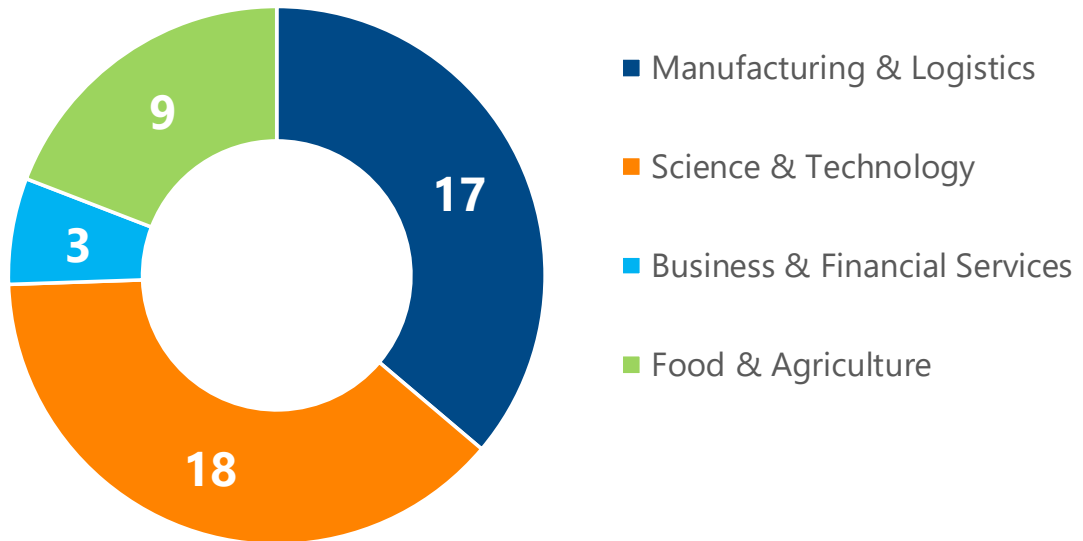
MARKET PRESENCE | DPP ACTIVE PROJECTS



Source: Delaware Prosperity Partnership

Note: Data as of December 31, 2023

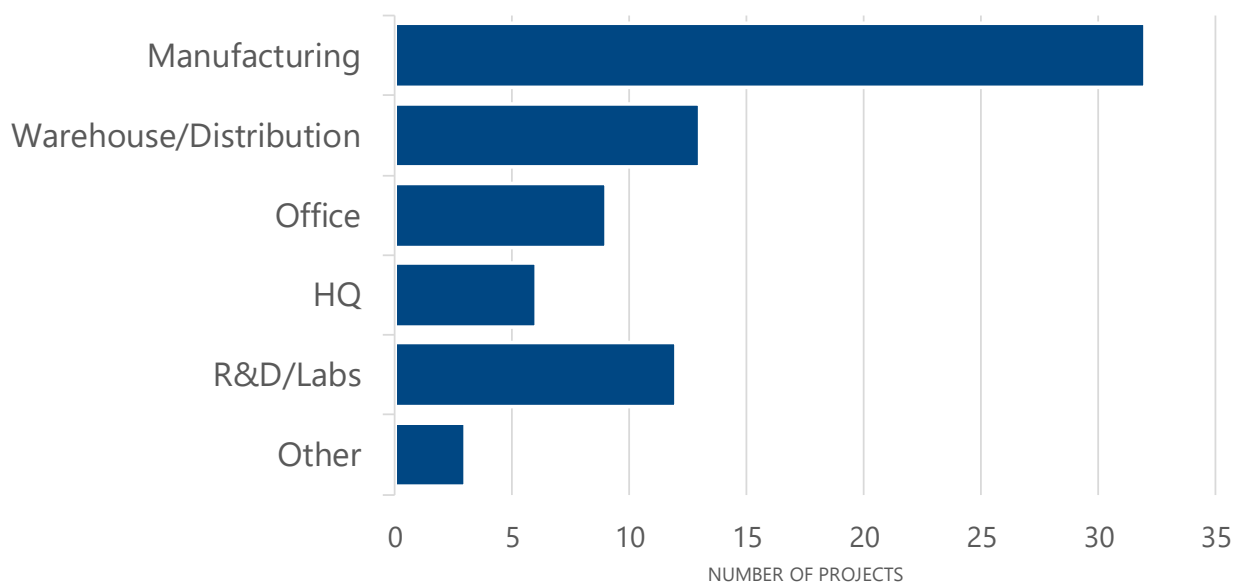
SECTOR | DPP ACTIVE PROJECTS



Source: Delaware Prosperity Partnership

Note: Data as of December 31, 2023

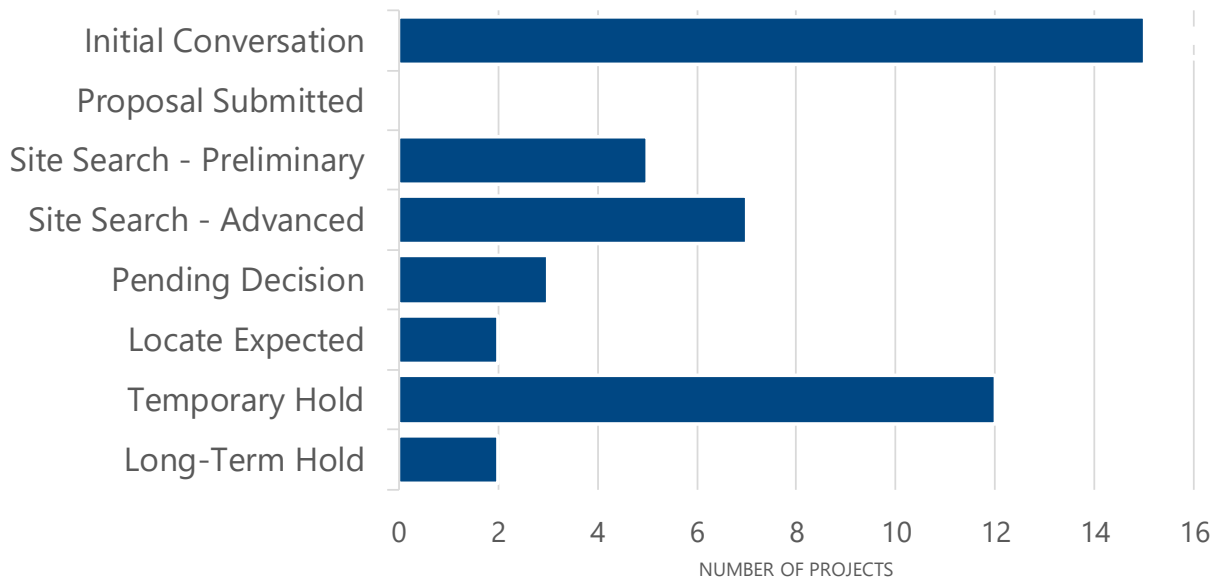
FACILITY TYPE | DPP ACTIVE PROJECTS



Source: Delaware Prosperity Partnership

Note: Data as of December 31, 2023. Projects can include more than one facility type.

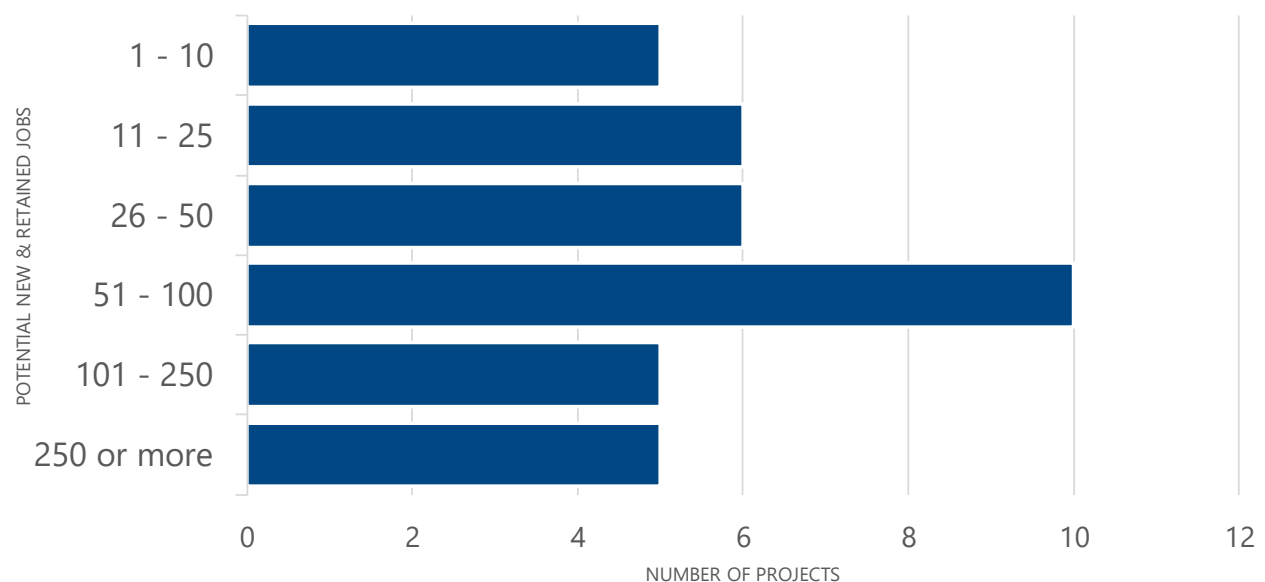
PROJECT STAGE | DPP ACTIVE PROJECTS



Source: Delaware Prosperity Partnership

Note: Data as of December 31, 2023

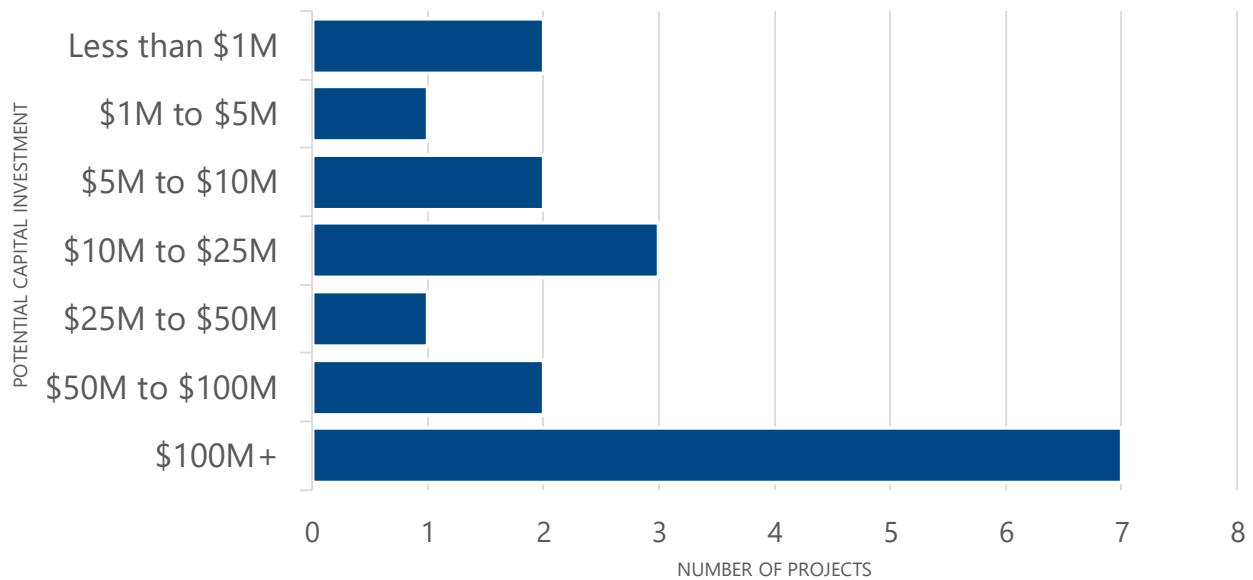
POTENTIAL JOBS | DPP ACTIVE PROJECTS



Source: Delaware Prosperity Partnership

Note: Data as of December 31, 2023. Only includes projects for which there are job estimates.

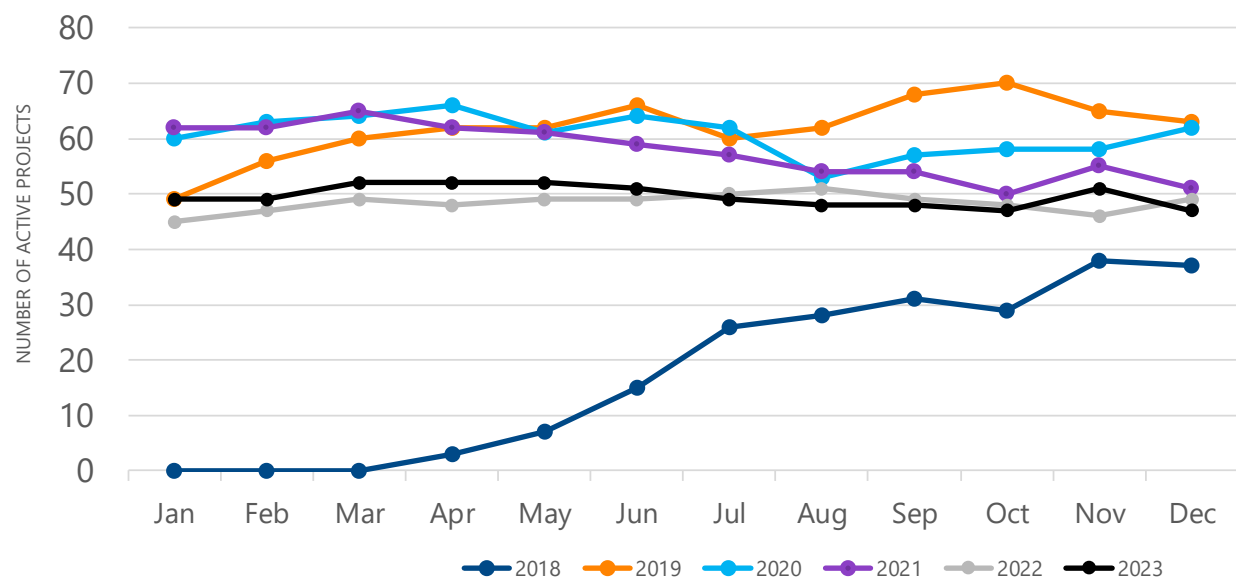
POTENTIAL CAPITAL INVESTMENT | DPP ACTIVE PROJECTS



Source: Delaware Prosperity Partnership

Note: Data as of December 31, 2023. Only includes projects for which there are capital investment estimates.

ACTIVE PROJECTS BY MONTH



Source: Delaware Prosperity Partnership

Note: Data as of December 31, 2023.