

# DPP Projects Report

April 2023



## LOCATED PROJECTS SUMMARY

Through April 2023, DPP has successfully supported 57 projects in Delaware, including companies new to Delaware and expansions at existing Delaware companies.

Year	Located Projects	Planned New Jobs	Planned Retained Jobs	Planned Capital Investment
2018	10	773	1,070	\$82,385,000
2019	7	474	69	\$209,000,000
2020	10	1,668	-	\$428,700,000
2021	18	1,984	916	\$671,611,236
2022	11	735	288	\$125,650,820
2023	1	20	22	\$4,850,000
<b>TOTAL</b>	<b>57</b>	<b>5,654</b>	<b>2,365</b>	<b>\$1,522,197,056</b>

Source: Delaware Prosperity Partnership

## LOCATED PROJECTS DETAIL, PAST 12 MONTHS

Located projects are announced expansions or relocations to Delaware supported by DPP


Company	Date	Sector	New Jobs	Retained Jobs	Capital Investment
Fishers-Popcorn	April 2023	Food & Agriculture	20	22	\$4,850,000
City National Bank	December 2022	Business & Financial Service	250	53	\$9,006,000
CP Cases Inc.	December 2022	Manufacturing & Logistics	25	-	\$790,000
Solenis	October 2022	Science & Technology	46	141	\$35,000,000
Uvax Bio	October 2022	Science & Technology	63	5	\$8,500,000
Ally Financial Inc.	September 2022	Business & Financial Service	148	-	\$680,800
Royale Pigments & Chemicals	August 2022	Manufacturing & Logistics	29	-	\$2,350,000
DuPont Electronics & Industrial	August 2022	Manufacturing & Logistics	11	73	\$52,600,000
Versogen	June 2022	Science & Technology	49	16	\$4,871,720
Agilent Technologies	May 2022	Science & Technology	6	-	\$7,015,000

## MONTHLY SUMMARY | DPP ACTIVE PROJECTS & MONTHLY FLOW

### JOBS & INVESTMENT | DPP ACTIVE PROJECTS



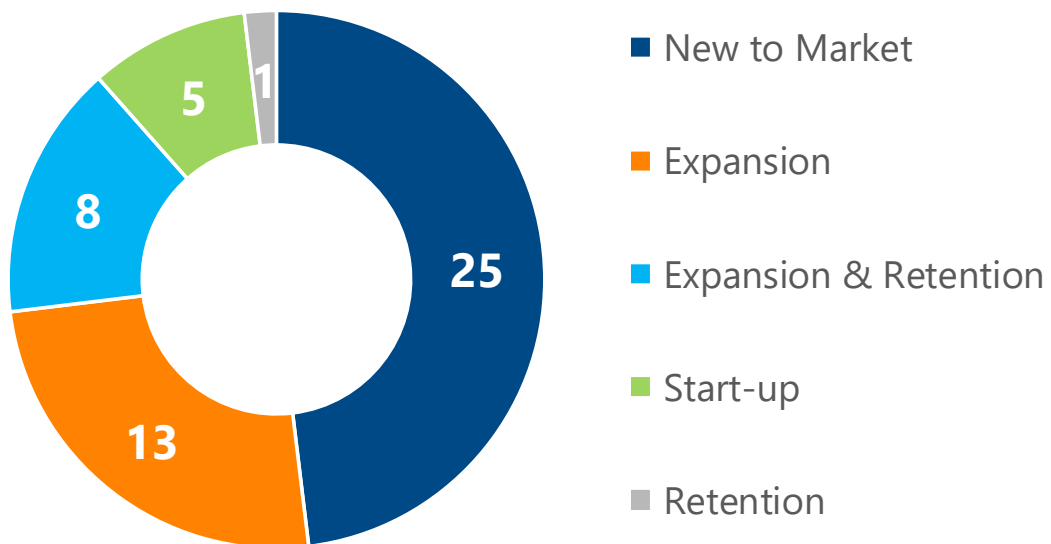
### MONTHLY PROJECT FLOW



Source: Delaware Prosperity Partnership

\*Note: Data as of April 30, 2023. Located projects are announced expansions or relocations to Delaware supported by DPP. Closed projects are projects for which DPP has lost contact with the company; the company is no longer seeking to expand or relocate; or the company has chosen a location outside of Delaware for its expansion or relocation. Re-opened projects are projects that had previously been closed, but the company has since re-engaged with DPP.

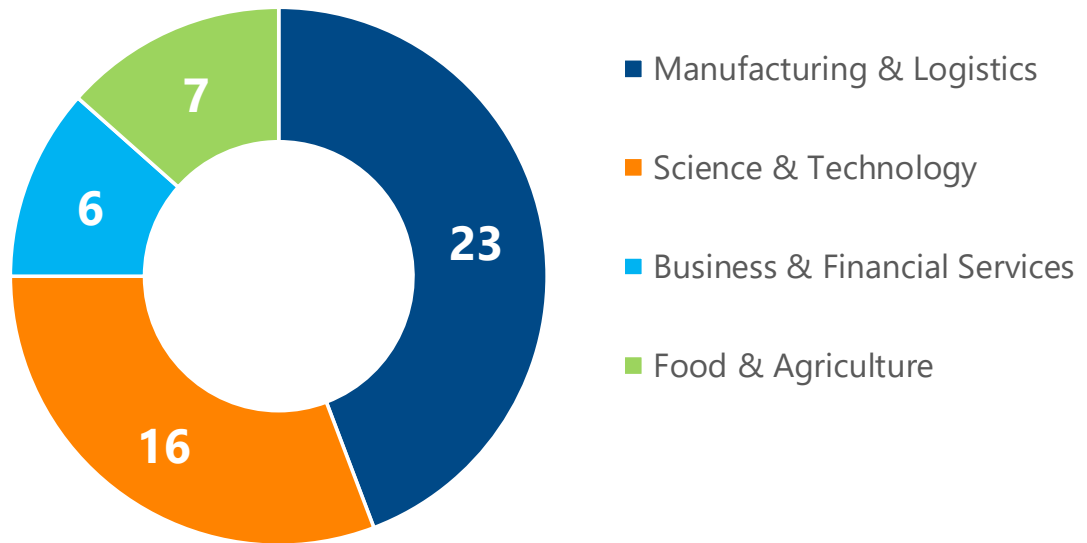
## MARKET PRESENCE | DPP ACTIVE PROJECTS



Source: Delaware Prosperity Partnership

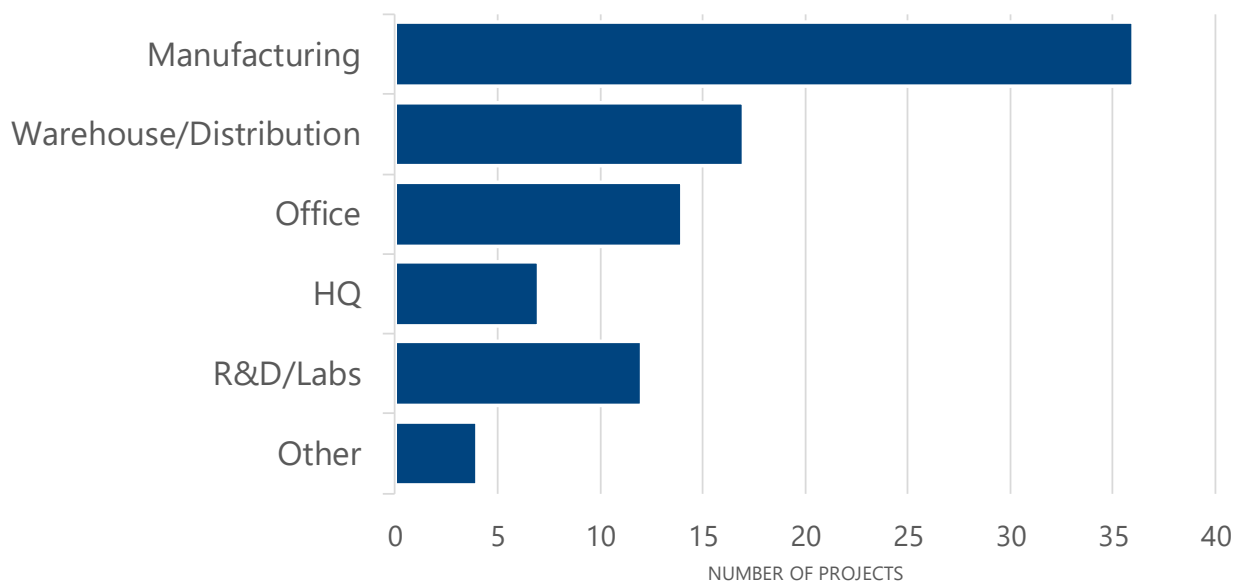
Note: Data as of April 30, 2023

## SECTOR | DPP ACTIVE PROJECTS



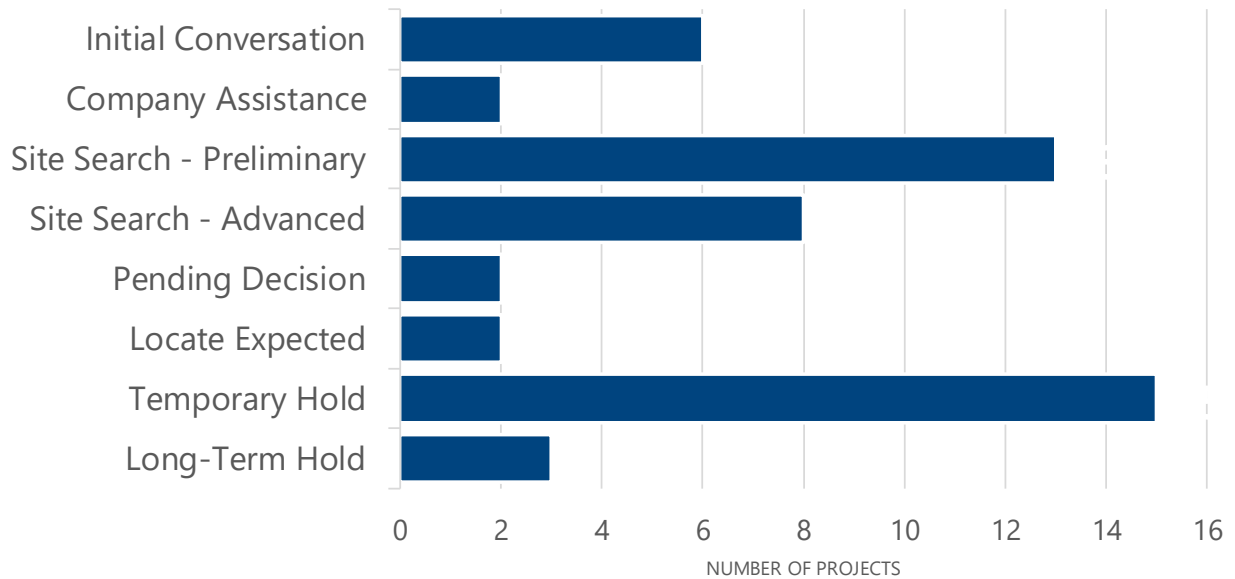
Source: Delaware Prosperity Partnership  
Note: Data as of April 30, 2023

## FACILITY TYPE | DPP ACTIVE PROJECTS



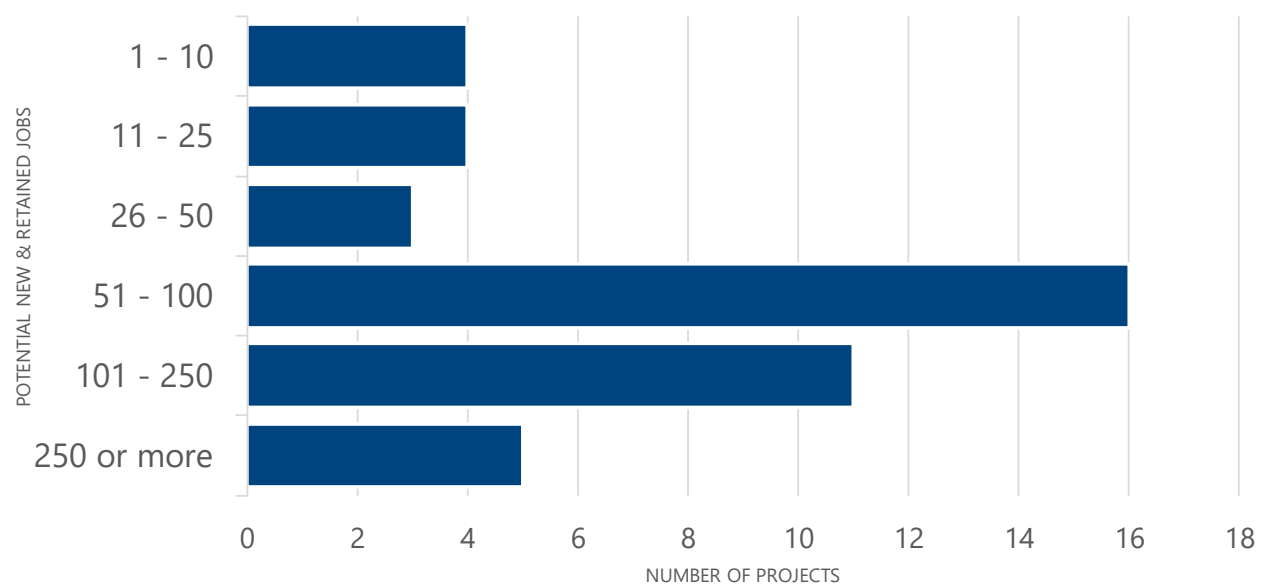
Source: Delaware Prosperity Partnership  
Note: Data as of April 30, 2023. Projects can include more than one facility type.

## PROJECT STAGE | DPP ACTIVE PROJECTS



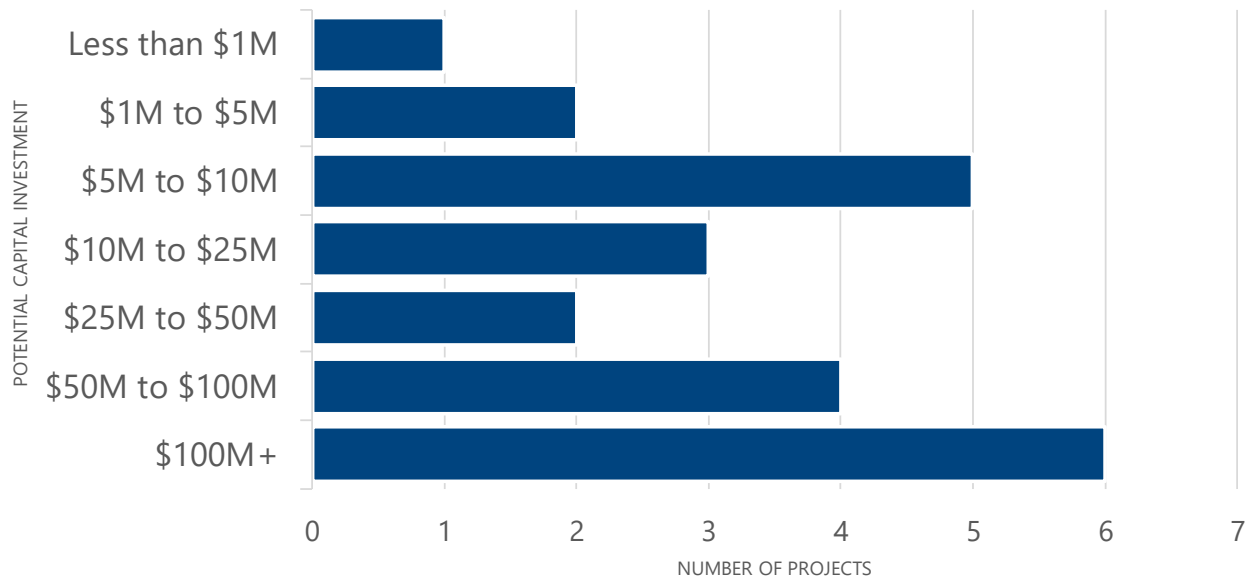
Source: Delaware Prosperity Partnership  
Note: Data as of April 30, 2023

## POTENTIAL JOBS | DPP ACTIVE PROJECTS



Source: Delaware Prosperity Partnership  
Note: Data as of April 30, 2023. Only includes projects for which there are job estimates.

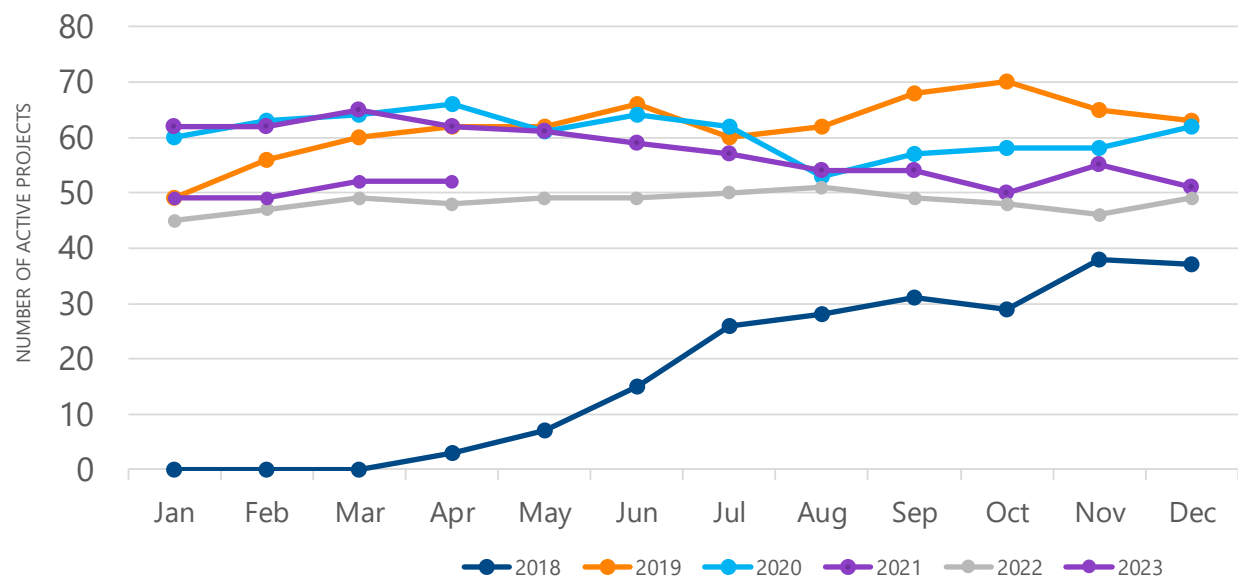
## POTENTIAL CAPITAL INVESTMENT | DPP ACTIVE PROJECTS



Source: Delaware Prosperity Partnership

Note: Data as of April 30, 2023. Only includes projects for which there are capital investment estimates.

## ACTIVE PROJECTS BY MONTH



Source: Delaware Prosperity Partnership

Note: Data as of April 30, 2023.