

LOCATED PROJECTS SUMMARY

Through January 2023, DPP has successfully supported 56 projects in Delaware, including companies new to Delaware and expansions at existing Delaware companies.

Year	Located Projects	Planned New Jobs	Planned Retained Jobs	Planned Capital Investment
2018	10	773	1,070	\$82,385,000
2019	7	474	69	\$209,000,000
2020	10	1,668	-	\$428,700,000
2021	18	1,984	916	\$671,611,236
2022	11	735	288	\$124,300,260
2023				
TOTAL	56	5,634	2,343	\$1,515,996,496

Source: Delaware Prosperity Partnership

LOCATED PROJECTS DETAIL, PAST 12 MONTHS

Located projects are announced expansions or relocations to Delaware supported by DPP


Company	Date	Sector	New Jobs	Retained Jobs	Capital Investment
City National Bank	December 2022	Business & Financial Service	250	-	\$9,000,000
CP Cases Inc.	December 2022	Manufacturing & Logistics	25	-	\$790,000
Solenis	October 2022	Science & Technology	46	141	\$35,000,000
Uvax Bio	October 2022	Science & Technology	63	5	\$8,000,000
Ally Financial Inc.	September 2022	Business & Financial Service	148	-	\$6,000,000
Royale Pigments & Chemicals	August 2022	Manufacturing & Logistics	29	-	\$2,350,000
DuPont Electronics & Industrial	August 2022	Manufacturing & Logistics	11	73	\$52,600,000
Versogen	June 2022	Science & Technology	49	16	\$4,800,000
Agilent Technologies	May 2022	Science & Technology	6	-	\$7,015,000
LaMotte Company	February 2022	Manufacturing & Logistics	104	-	\$3,314,460
Analytical Biological Services	December 2021	Science & Technology	36	33	\$4,280,000
B&M Meats	December 2021	Food & Agriculture	190	-	\$18,510,000
Investor Cash Management	December 2021	Business & Financial Service	395	-	\$15,370,000
Prelude Therapeutics	December 2021	Science & Technology	144	81	\$16,250,000

MONTHLY SUMMARY | DPP ACTIVE PROJECTS & MONTHLY FLOW

JOBS & INVESTMENT | DPP ACTIVE PROJECTS



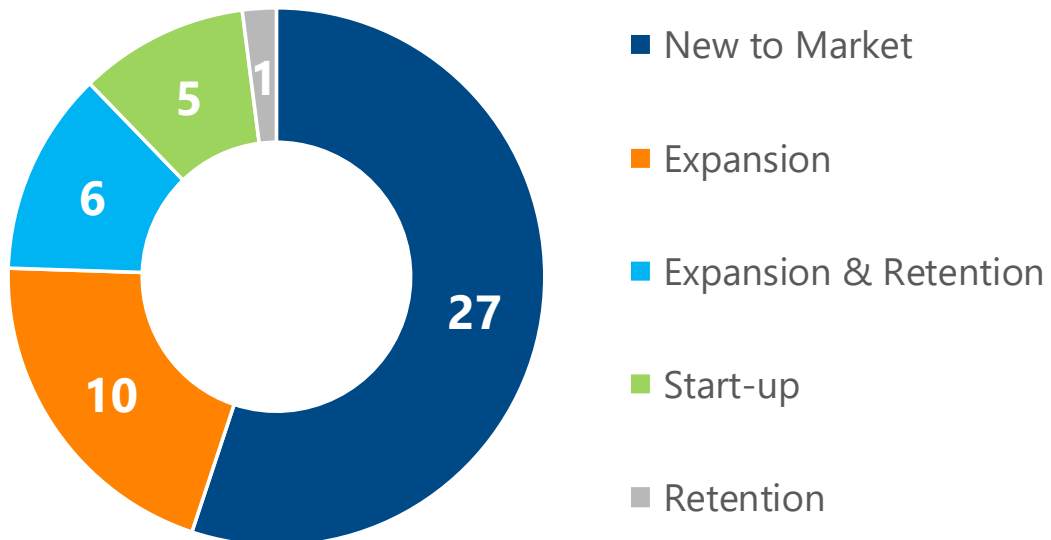
MONTHLY PROJECT FLOW



Source: Delaware Prosperity Partnership

*Note: Data as of January 31, 2023. Located projects are announced expansions or relocations to Delaware supported by DPP. Closed projects are projects for which DPP has lost contact with the company; the company is no longer seeking to expand or relocate; or the company has chosen a location outside of Delaware for its expansion or relocation. Re-opened projects are projects that had previously been closed, but the company has since re-engaged with DPP.

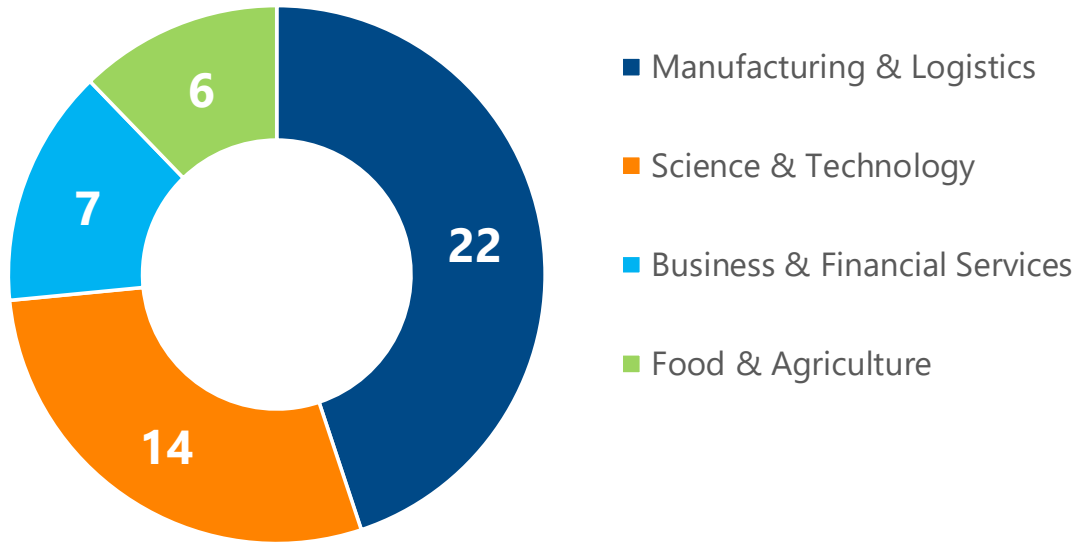
MARKET PRESENCE | DPP ACTIVE PROJECTS



Source: Delaware Prosperity Partnership

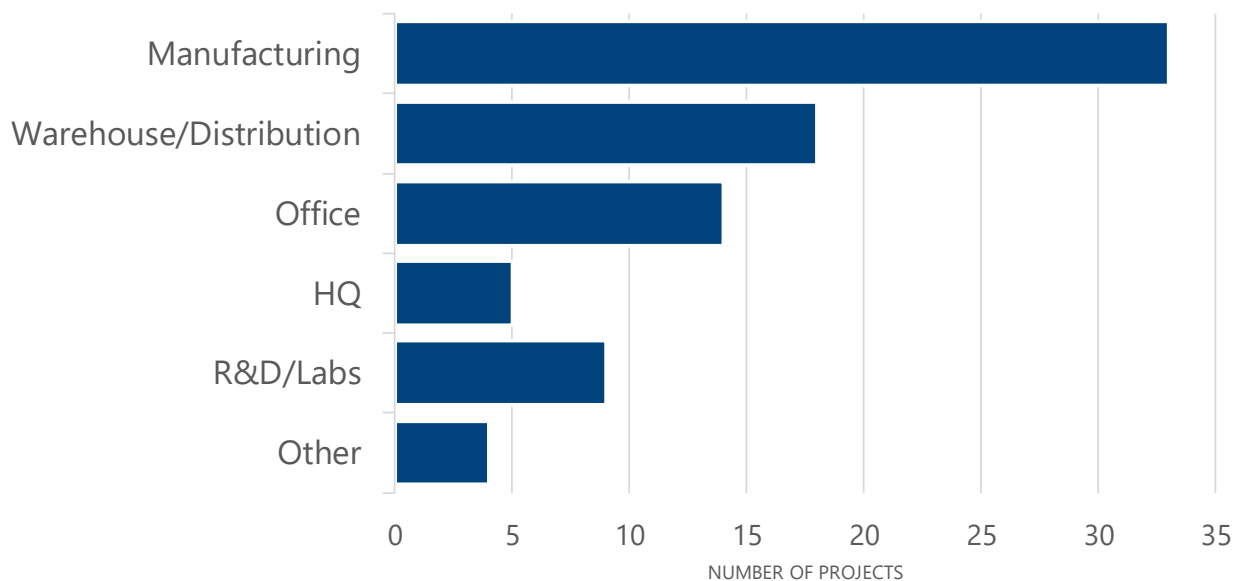
Note: Data as of January 31, 2023

SECTOR | DPP ACTIVE PROJECTS



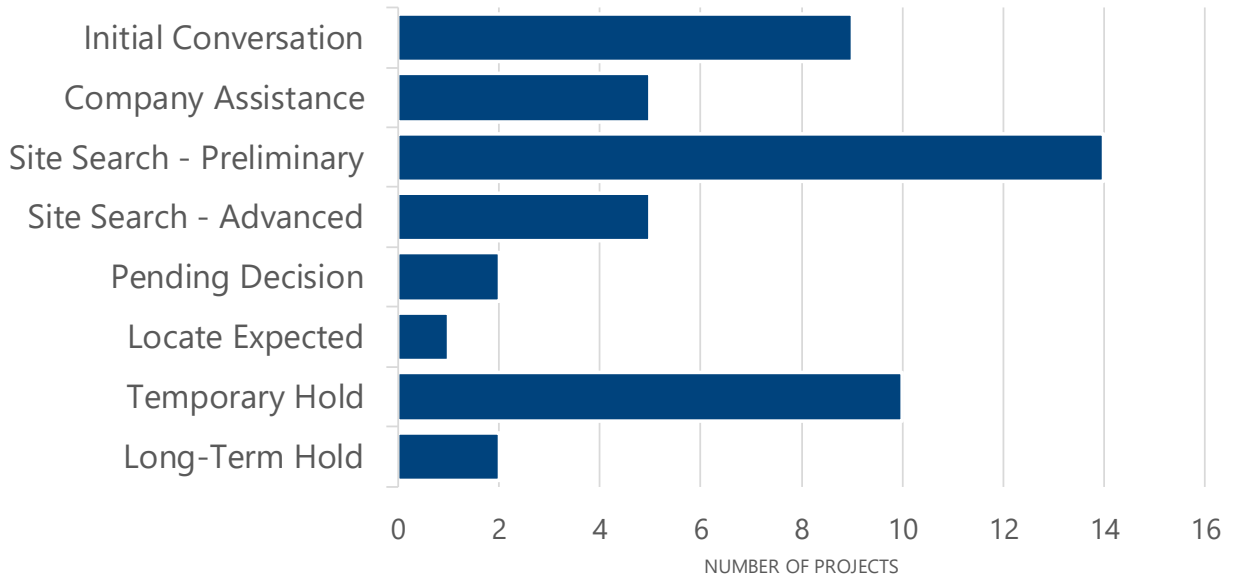
Source: Delaware Prosperity Partnership
Note: Data as of January 31, 2023

FACILITY TYPE | DPP ACTIVE PROJECTS



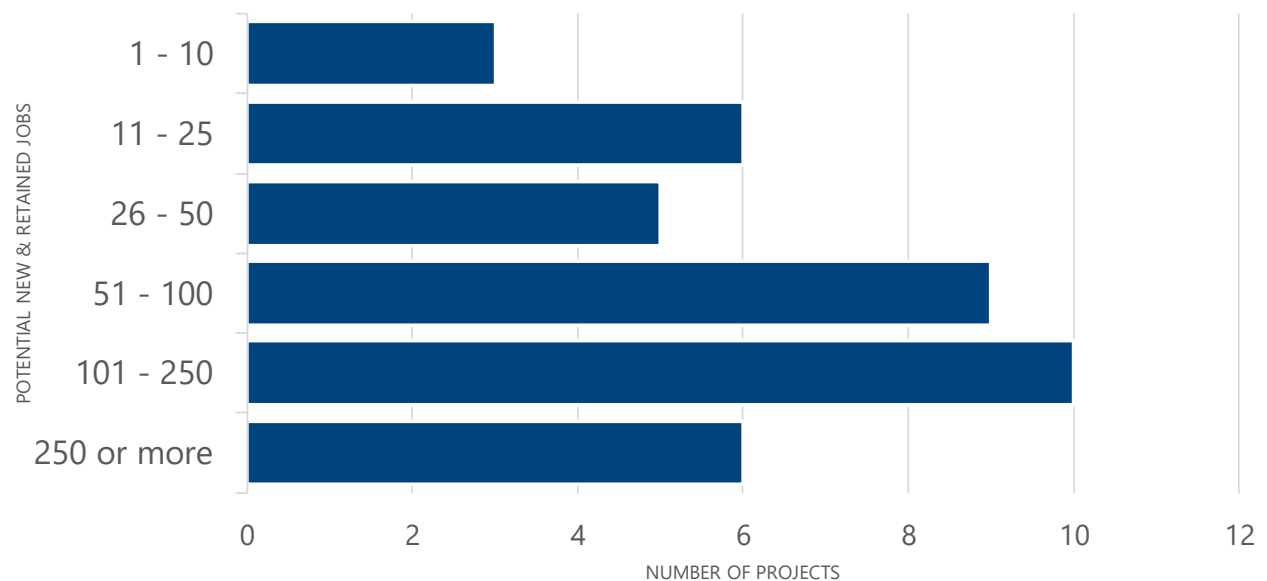
Source: Delaware Prosperity Partnership
Note: Data as of January 31, 2023. Projects can include more than one facility type.

PROJECT STAGE | DPP ACTIVE PROJECTS



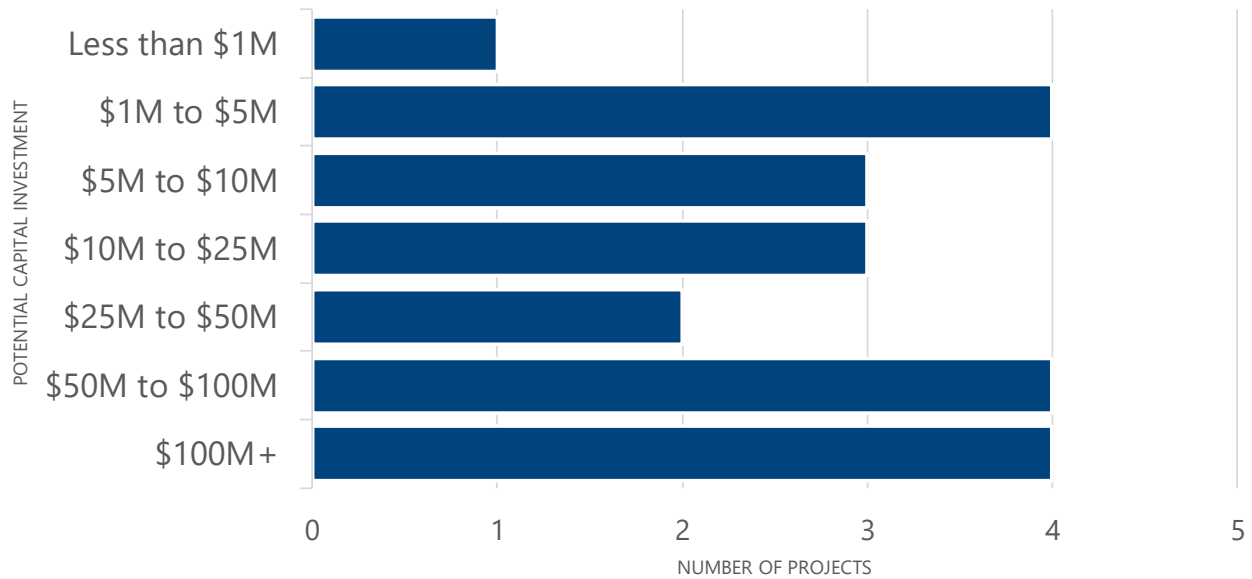
Source: Delaware Prosperity Partnership
Note: Data as of January 31, 2023

POTENTIAL JOBS | DPP ACTIVE PROJECTS



Source: Delaware Prosperity Partnership
Note: Data as of January 31, 2023. Only includes projects for which there are job estimates.

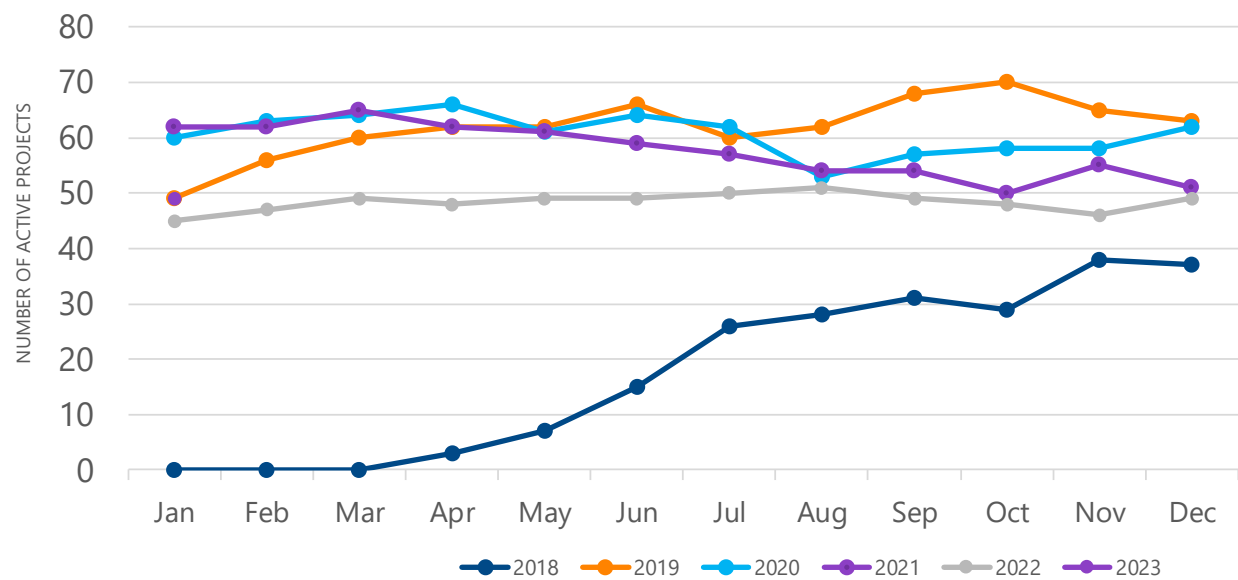
POTENTIAL CAPITAL INVESTMENT | DPP ACTIVE PROJECTS



Source: Delaware Prosperity Partnership

Note: Data as of January 31, 2023. Only includes projects for which there are capital investment estimates.

ACTIVE PROJECTS BY MONTH



Source: Delaware Prosperity Partnership

Note: Data as of January 31, 2023.