

LOCATED PROJECTS SUMMARY

Through June 2021, DPP has successfully supported 34 projects in Delaware, including companies new to Delaware and expansions at existing Delaware companies.

Year	Located Projects	Planned New Jobs	Planned Retained Jobs	Planned Capital Investment
2018	10	773	1,070	\$82,385,000
2019	7	474	69	\$209,000,000
2020	10	1,668	-	\$428,700,000
2021 YTD	7	270	120	\$37,289,236
TOTAL	34	3,185	1,259	\$757,374,236

Source: Delaware Prosperity Partnership

*Note: Data as of June 30, 2021. Located projects are announced expansions or relocations to Delaware supported by DPP. New jobs are new jobs being created in Delaware by the company. Retained jobs are existing jobs in Delaware that could have been relocated to another state. Capital investment is the dollar amount that the company plans to invest in building/upgrading its facility and fit-out.

LOCATED PROJECTS DETAIL, PAST 12 MONTHS

Located projects are announced expansions or relocations to Delaware supported by DPP

Company	Date	Sector	New Jobs	Retained Jobs	Capital Investment
UOVO	June 2021	Manufacturing & Logistics	6	-	\$8,000,000
Old Dominion Freight Line	May 2021	Manufacturing & Logistics	20	64	\$13,650,000
ThruPore Technologies	May 2021	Science & Technology	57	2	\$1,139,236
Newacme	March 2021	Manufacturing & Logistics	34	-	\$1,500,000
AWSM Solutions Delaware	January 2021	Manufacturing & Logistics	17	5	\$1,000,000
Advantage Building Supply	January 2021	Manufacturing & Logistics	118	-	\$8,000,000
Eastern Highway Specialists	January 2021	Manufacturing & Logistics	18	49	\$4,000,000
Delmarva Corrugated Packaging	December 2020	Manufacturing & Logistics	159	-	\$91,000,000
Shoreline Vinyl	September 2020	Manufacturing & Logistics	60	-	\$17,200,000
Coldwater Capital	July 2020	Manufacturing & Logistics	10	-	\$6,000,000

DPP Projects Report

June 2021




MONTHLY SUMMARY | DPP ACTIVE PROJECTS & MONTHLY FLOW

JOBS & INVESTMENT | DPP ACTIVE PROJECTS



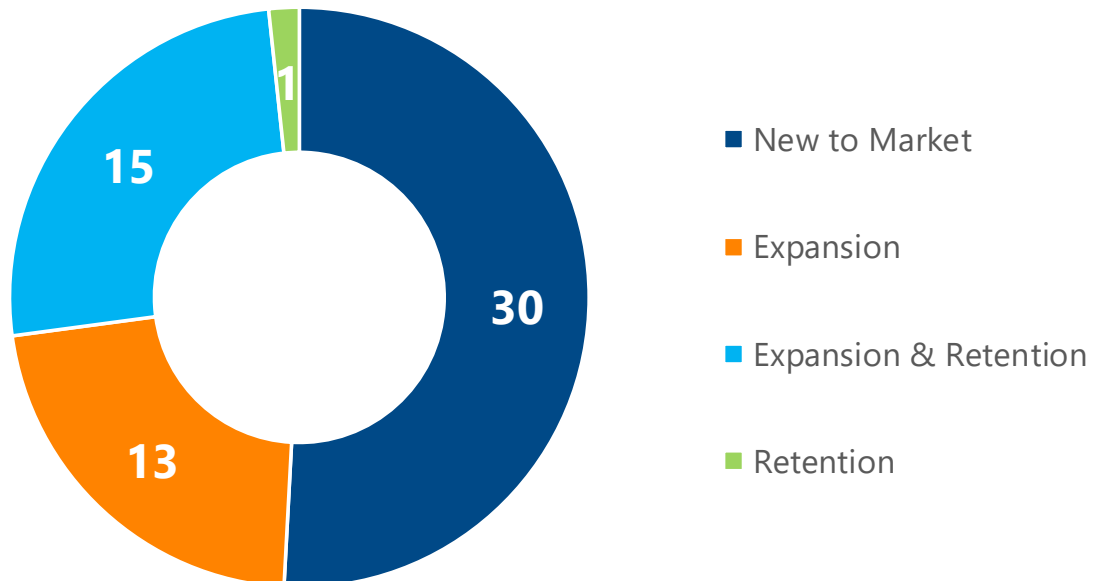
MONTHLY PROJECT FLOW



Source: Delaware Prosperity Partnership

*Note: Data as of June 30, 2021. Located projects are announced expansions or relocations to Delaware supported by DPP. Closed projects are projects for which DPP has lost contact with the company; the company is no longer seeking to expand or relocate; or the company has chosen a location outside of Delaware for its expansion or relocation. Re-opened projects are projects that had previously been closed, but the company has since re-engaged with DPP.

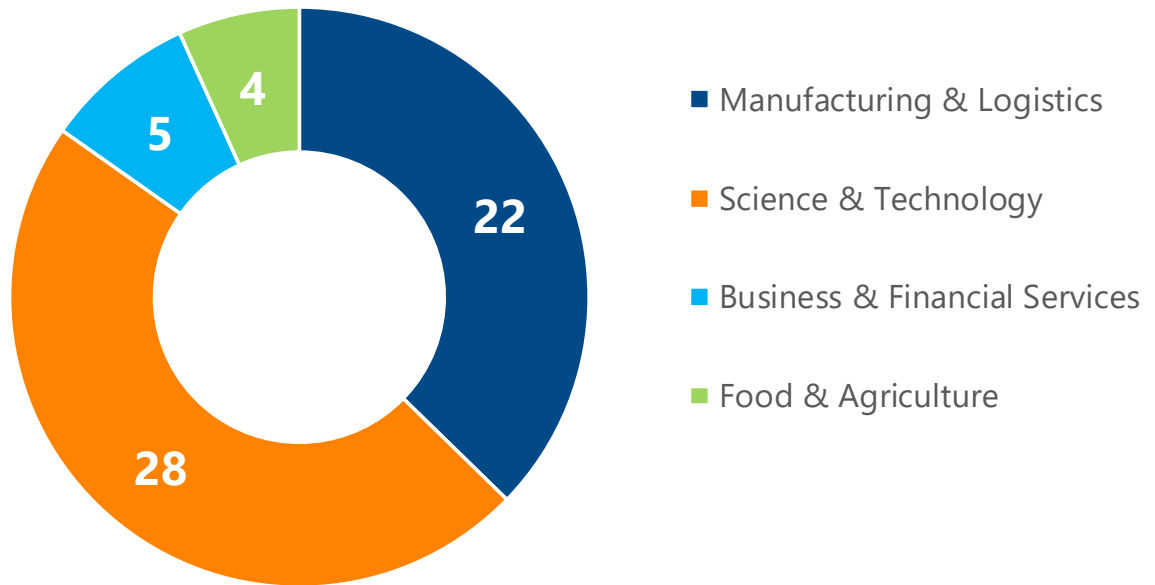
MARKET PRESENCE | DPP ACTIVE PROJECTS



Source: Delaware Prosperity Partnership

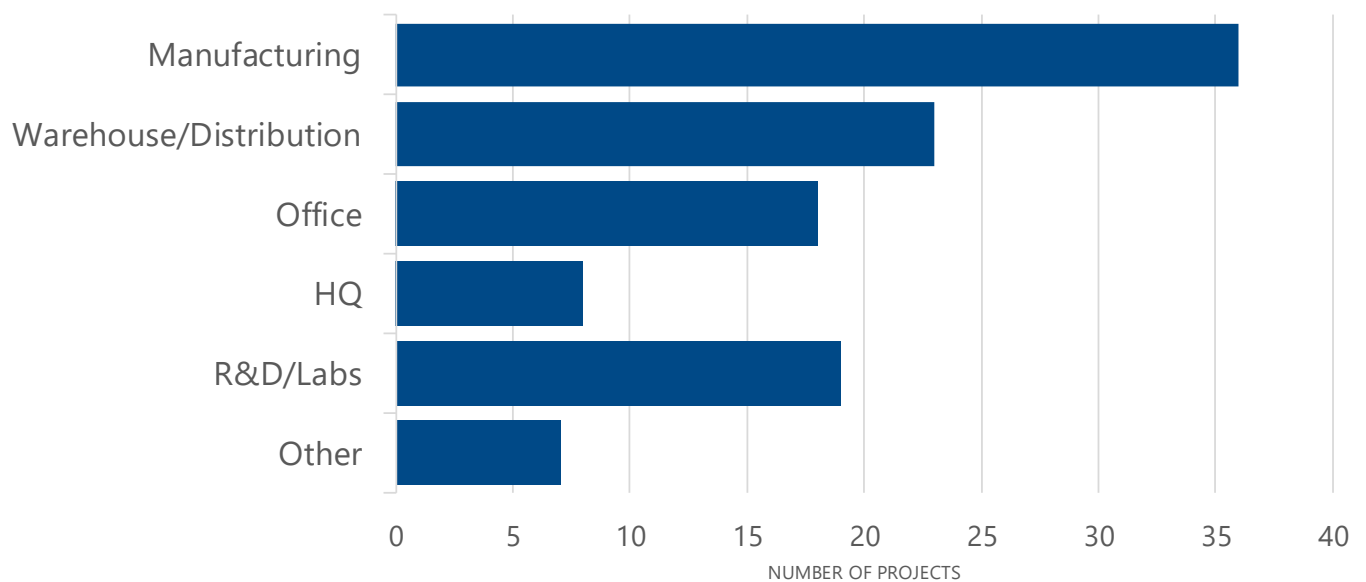
Note: Data as of June 30, 2021

SECTOR | DPP ACTIVE PROJECTS



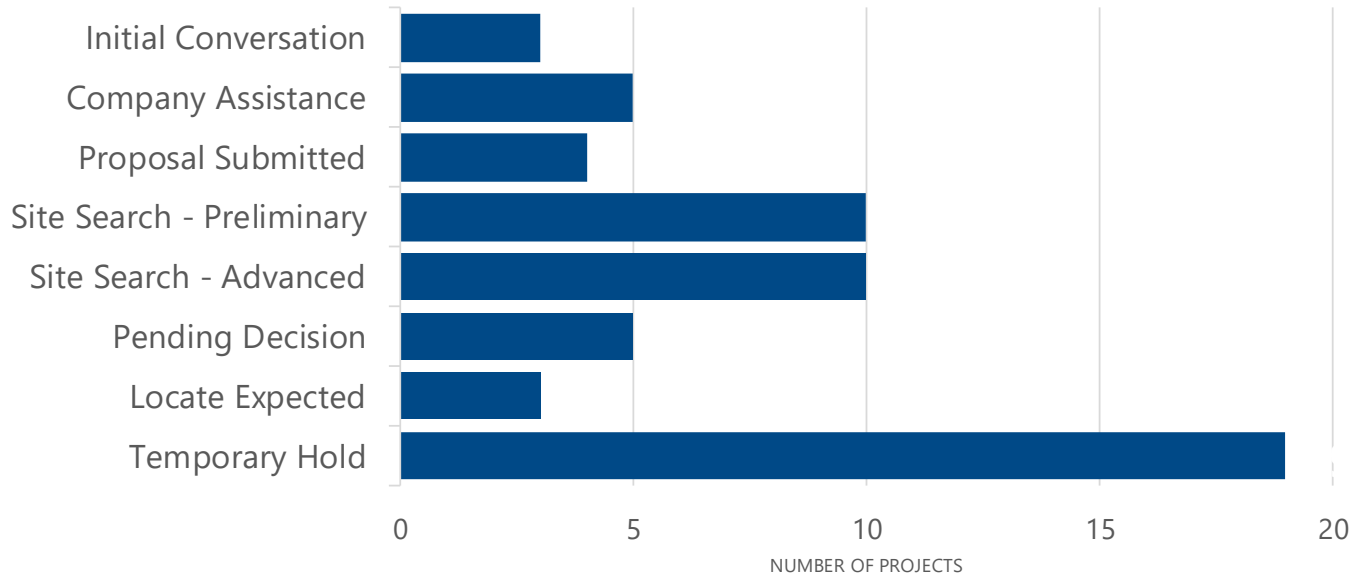
Source: Delaware Prosperity Partnership
Note: Data as of June 30, 2021

FACILITY TYPE | DPP ACTIVE PROJECTS



Source: Delaware Prosperity Partnership
Note: Data as of June 30, 2021. Projects can include more than one facility type.

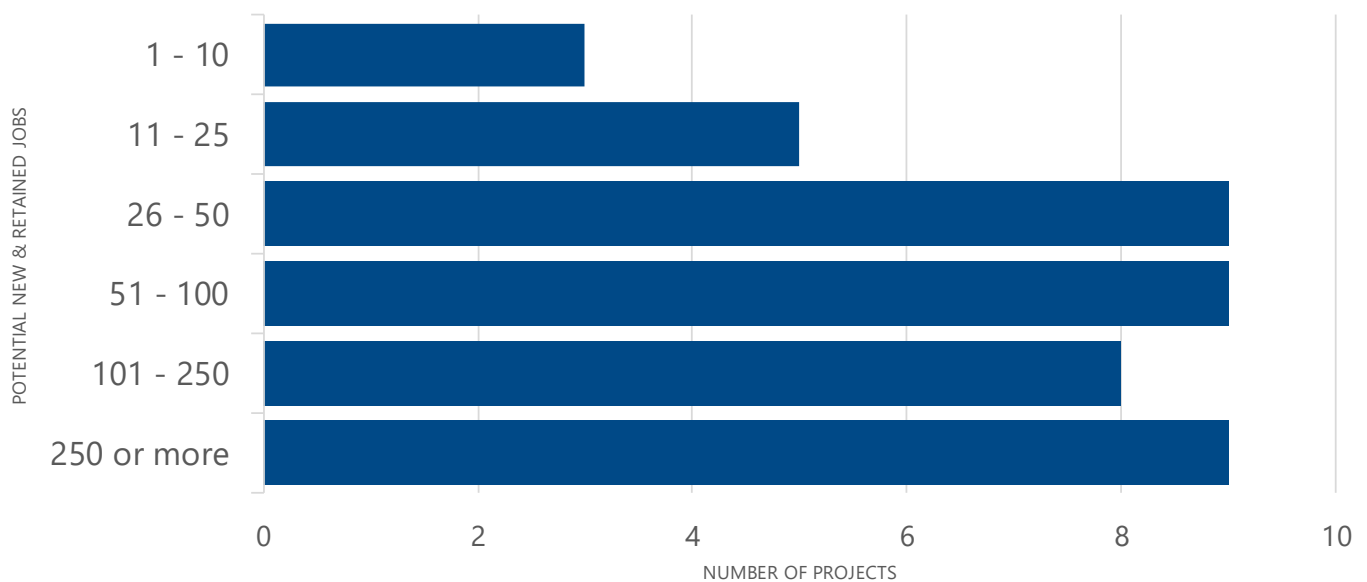
PROJECT STAGE | DPP ACTIVE PROJECTS



Source: Delaware Prosperity Partnership

Note: Data as of June 30, 2021

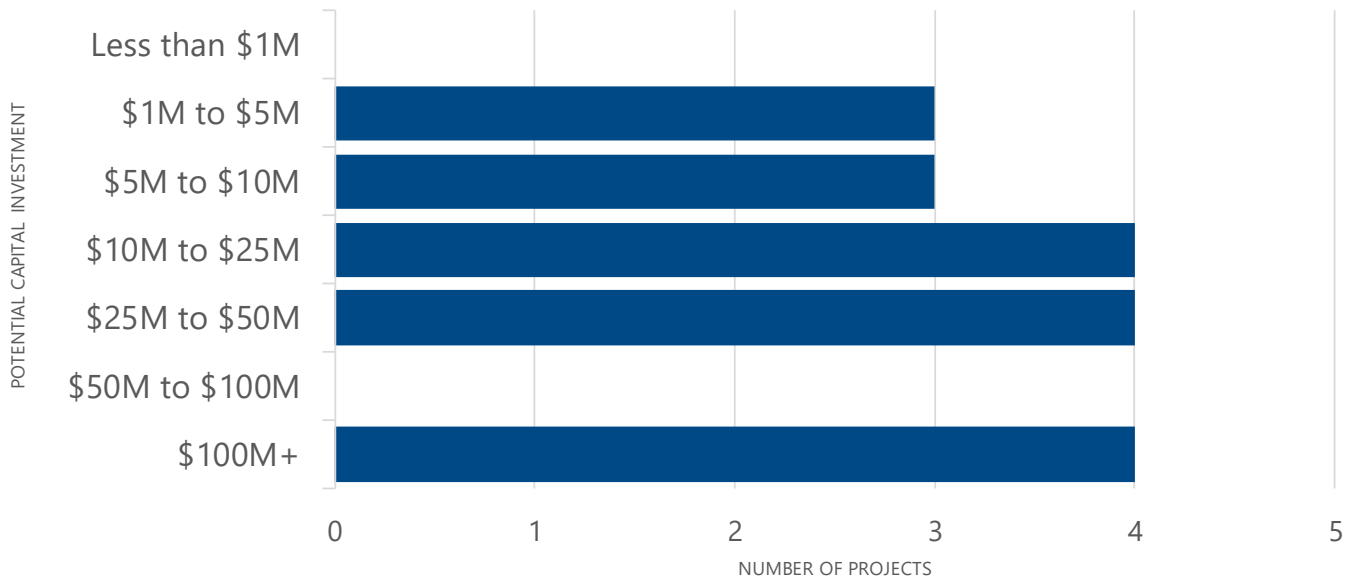
POTENTIAL JOBS | DPP ACTIVE PROJECTS



Source: Delaware Prosperity Partnership

Note: Data as of June 30, 2021. Only includes projects for which there are job estimates.

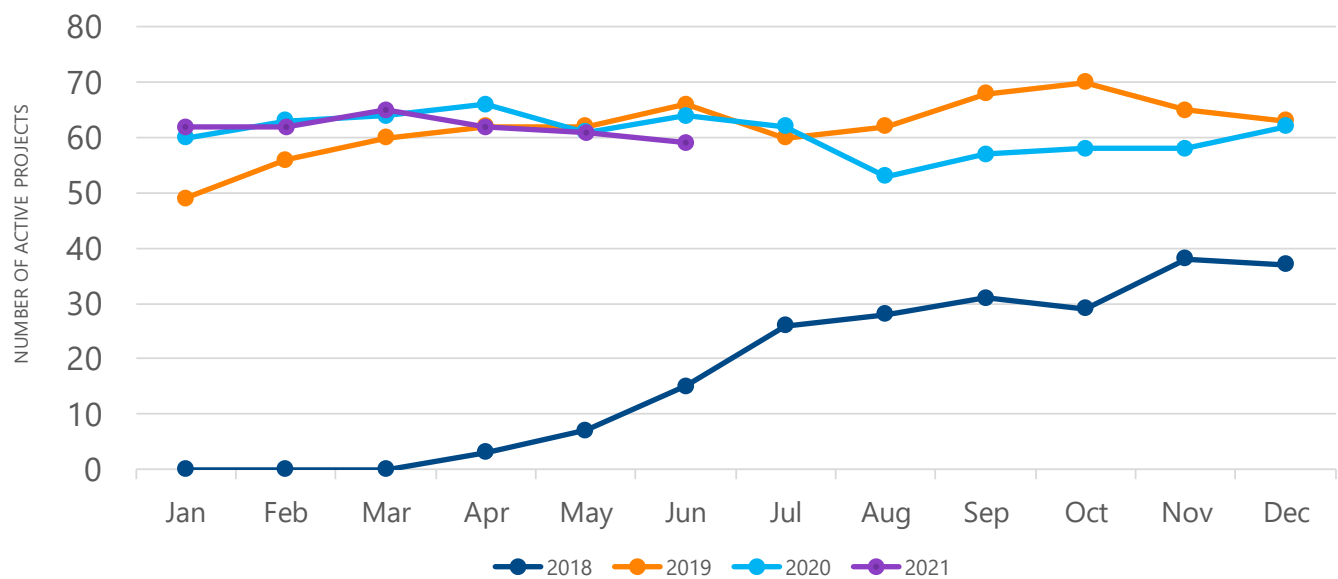
POTENTIAL CAPITAL INVESTMENT | DPP ACTIVE PROJECTS



Source: Delaware Prosperity Partnership

Note: Data as of June 30, 2021. Only includes projects for which there are capital investment estimates.

ACTIVE PROJECTS BY MONTH



Source: Delaware Prosperity Partnership

Note: Data as of June 30, 2021